

View History Report

Audit Trail

Show detailed result

Institution Info **Ready To Send** by Juli Tarca

1. Report Year	2022
2. Institution Code	83979039
3. Institution Name (auto-populated)	Bloom Institute of Technology
4. Name of Program	Data Science - Full time
5. Program Level? Indicate the academic level of the program you are entering, (e.g., Doctorate, Masters, Bachelor, Associate, Diploma/Certificate, Other). If you indicate 'Other', please enter the Program Level in #5a.	Diploma/Certificate
6. Select the Classification of Instructional Programs (CIP) Code that applies to this educational program. Select from the dropdown list the code that most accurately corresponds to the educational program. (Optional)	11.0301 - Data Processing and Data Processing Technology/Technician.
7. Select all Standard Occupational Classification (SOC) Codes that apply to this program. Select all applicable codes from the dropdown list. (Optional)	15-1221 - Computer and Information Research Scientists
8. Number of Degrees, Diplomas or Certificates Awarded	15
9. Total Charges for this Program	\$21,950.00
10. The percentage of enrolled students in the reporting year receiving federal student loans to pay for this program	0
11. The percentage of graduates in the reporting	0

year who took out federal student loans to pay for this program

12. Number of Students Who Began the Program	26
13. Number of Students Available for Graduation	26
14. Number of On-time Graduates	0
15. Completion Rate	0
16. 150% Graduates?	12
17. 150% Completion Rate	46.15385
18. Is the above data taken from the Integrated Postsecondary Education Data System (IPEDS) of the United States Department of Education?	No
19. Graduates Available for Employment	15
20. Graduates Employed in the Field	7
21. Placement Rate	46.66667
22a. 20 to 29 hours per week	0
22b. at least 30 hours per week	7
23a. In a single position in the field of study	7
23b. In concurrent aggregated positions in the field of study (2 or more positions at the same time)	0
23c. Freelance/self-employed	0
23d. By the institution or an employer owned by the institution, or an employer who shares ownership with the institution	0
24. Does this "Program" lead to a certificate or degree related to one or more of the following allied health professionals	No

that requires clinical training?

26. Does this educational program lead to an occupation that requires State licensing? No

43. Graduates Available for Employment 15

44. Graduates Employed in the Field 7

\$0 - \$5,000 0

\$5,001 - \$10,000 0

\$10,001 - \$15,000 0

\$15,001 - \$20,000 0

\$20,001 - \$25,000 0

\$25,001 - \$30,000 0

\$30,001 - \$35,000 0

\$35,001 - \$40,000 0

\$40,001 - \$45,000 0

\$45,001 - \$50,000 0

\$50,001 - \$55,000 0

\$55,001 - \$60,000 0

\$60,001 - \$65,000 0

\$65,001 - \$70,000 1

\$70,001 - \$75,000 1

\$75,001 - \$80,000 0

\$80,001 - \$85,000 1

\$85,001 - \$90,000 0

\$90,001 - \$95,000 2

\$95,001 - \$100,000 0

Over \$100,000 1

Pending Batch Submit [Analyst Review](#) by Unassigned Status

Analyst unassigned@simpligov.com

Analyst Review [Action Required](#) by Jennifer Jones

24b. Enter the name(s) of clinical site(s). Enter the License number or Employer Identification number, program name, total number of students and the number of students proficient in languages other than English. [Download](#)

25. For each clinical site, [Download](#)

indicate whether any donation, money, compensation, or exchange of any consideration was offered or provided by the institution to the business, nonprofit, or other organization, clinic, hospital, or other location where the student was placed.

Status Need Additional Information
Staff Comments: returned as per your request.
Analyst jennifer.jones@dca.ca.gov

Additional Info [Resubmit](#) - [Analyst Review](#) by Juli Tarca

Over \$100,000 2
Institution Comments Regarding Staff Comments Above, If Applicable: I realized there is a minor discrepancy in our Data Science - Full Time SPFS. Under the salary and wage information section we had marked that one person reported no salary information and one person made \$100,000+. The person who was marked as no salary information reported should have been marked under \$100,000+. To sum this up 2 people should have been marked under making "\$100,000+" and no one should have been marked under "no salary information reported".
This has been updated.

Completed Stages:

Institution Info: ✓ 11/29/2023 10:53:18 AM - Juli Tarca
Pending Batch Submit: ✓ 11/29/2023 11:00:19 AM - Unassigned Status
Analyst Review: ✓ 01/10/2024 03:09:59 PM - Jennifer Jones
Additional Info: ✓ 01/10/2024 03:12:09 PM - Juli Tarca

[0 Comments](#) [0 Emails](#)

Comments

Comments(0)

To link emails to this workflow - send or CC them to this workflow using the following workflow specific address: wf-eba7a65478ed4af99ac3ae91bb74b27f.preprod@simpligov.com . All emails sent into the workflow will display in the list below.

View History Report

Audit Trail

Show detailed result

Institution Info **Ready To Send** by Juli Tarca

1. Report Year	2022
2. Institution Code	83979039
3. Institution Name (auto-populated)	Bloom Institute of Technology
4. Name of Program	Data Science - Part time
5. Program Level? Indicate the academic level of the program you are entering, (e.g., Doctorate, Masters, Bachelor, Associate, Diploma/Certificate, Other). If you indicate 'Other', please enter the Program Level in #5a.	Diploma/Certificate
6. Select the Classification of Instructional Programs (CIP) Code that applies to this educational program. Select from the dropdown list the code that most accurately corresponds to the educational program. (Optional)	11.0301 - Data Processing and Data Processing Technology/Technician.
7. Select all Standard Occupational Classification (SOC) Codes that apply to this program. Select all applicable codes from the dropdown list. (Optional)	15-1221 - Computer and Information Research Scientists
8. Number of Degrees, Diplomas or Certificates Awarded	1
9. Total Charges for this Program	\$30,000.00
10. The percentage of enrolled students in the reporting year receiving federal student loans to pay for this program	0
11. The percentage of graduates in the reporting	0

year who took out federal student loans to pay for this program

12. Number of Students Who Began the Program	3
13. Number of Students Available for Graduation	3
14. Number of On-time Graduates	0
15. Completion Rate	0
16. 150% Graduates?	0
17. 150% Completion Rate	0
18. Is the above data taken from the Integrated Postsecondary Education Data System (IPEDS) of the United States Department of Education?	No
19. Graduates Available for Employment	1
20. Graduates Employed in the Field	0
21. Placement Rate	0
22a. 20 to 29 hours per week	0
22b. at least 30 hours per week	0
23a. In a single position in the field of study	0
23b. In concurrent aggregated positions in the field of study (2 or more positions at the same time)	0
23c. Freelance/self-employed	0
23d. By the institution or an employer owned by the institution, or an employer who shares ownership with the institution	0
24. Does this "Program" lead to a certificate or degree related to one or more of the following allied health professionals	No

that requires clinical training?

26. Does this educational program lead to an occupation that requires State licensing? No

43. Graduates Available for Employment 1

44. Graduates Employed in the Field 0

\$0 - \$5,000 0

\$5,001 - \$10,000 0

\$10,001 - \$15,000 0

\$15,001 - \$20,000 0

\$20,001 - \$25,000 0

\$25,001 - \$30,000 0

\$30,001 - \$35,000 0

\$35,001 - \$40,000 0

\$40,001 - \$45,000 0

\$45,001 - \$50,000 0

\$50,001 - \$55,000 0

\$55,001 - \$60,000 0

\$60,001 - \$65,000 0

\$65,001 - \$70,000 0

\$70,001 - \$75,000 0

\$75,001 - \$80,000 0

\$80,001 - \$85,000 0

\$85,001 - \$90,000 0

\$90,001 - \$95,000 0


\$95,001 - \$100,000 0

Over \$100,000 0

Pending Batch Submit [Analyst Review](#) by Unassigned Status

Analyst unassigned@simpligov.com

Completed Stages:

Institution Info:  11/29/2023 10:52:23 AM - Juli Tarca

Pending Batch Submit:  11/29/2023 11:00:19 AM - Unassigned Status

[0 Comments](#) [0 Emails](#)

Comments

Comments(0)

To link emails to this workflow - send or CC them to this workflow using the following workflow specific address: wf-6e2351e95a204f7e9b8bbac30af0a186.preprod@simpligov.com . All emails sent into the workflow will display in the list below.

View History Report

Audit Trail

Show detailed result

Institution Info **Ready To Send** by Juli Tarca

1. Report Year	2022
2. Institution Code	83979039
3. Institution Name (auto-populated)	Bloom Institute of Technology
4. Name of Program	Full Stack Web Development - Full Time
5. Program Level? Indicate the academic level of the program you are entering, (e.g., Doctorate, Masters, Bachelor, Associate, Diploma/Certificate, Other). If you indicate 'Other', please enter the Program Level in #5a.	Diploma/Certificate
6. Select the Classification of Instructional Programs (CIP) Code that applies to this educational program. Select from the dropdown list the code that most accurately corresponds to the educational program. (Optional)	11.1004 - Web/Multimedia Management and Webmaster.
7. Select all Standard Occupational Classification (SOC) Codes that apply to this program. Select all applicable codes from the dropdown list. (Optional)	15-1254 - Web Developers
8. Number of Degrees, Diplomas or Certificates Awarded	35
9. Total Charges for this Program	\$21,950.00
10. The percentage of enrolled students in the reporting year receiving federal student loans to pay for this program	0
11. The percentage of graduates in the reporting	0

year who took out federal student loans to pay for this program

12. Number of Students Who Began the Program	63
13. Number of Students Available for Graduation	63
14. Number of On-time Graduates	0
15. Completion Rate	0
16. 150% Graduates?	22
17. 150% Completion Rate	34.92063
18. Is the above data taken from the Integrated Postsecondary Education Data System (IPEDS) of the United States Department of Education?	No
19. Graduates Available for Employment	35
20. Graduates Employed in the Field	14
21. Placement Rate	40
22a. 20 to 29 hours per week	1
22b. at least 30 hours per week	13
23a. In a single position in the field of study	14
23b. In concurrent aggregated positions in the field of study (2 or more positions at the same time)	0
23c. Freelance/self-employed	0
23d. By the institution or an employer owned by the institution, or an employer who shares ownership with the institution	0
24. Does this "Program" lead to a certificate or degree related to one or more of the following allied health professionals	No

that requires clinical training?

26. Does this educational program lead to an occupation that requires State licensing? No

43. Graduates Available for Employment 35

44. Graduates Employed in the Field 14

\$0 - \$5,000 0

\$5,001 - \$10,000 0

\$10,001 - \$15,000 0

\$15,001 - \$20,000 0

\$20,001 - \$25,000 0

\$25,001 - \$30,000 0

\$30,001 - \$35,000 0

\$35,001 - \$40,000 0

\$40,001 - \$45,000 1

\$45,001 - \$50,000 0

\$50,001 - \$55,000 1

\$55,001 - \$60,000 0

\$60,001 - \$65,000 2

\$65,001 - \$70,000 3

\$70,001 - \$75,000 1

\$75,001 - \$80,000 0

\$80,001 - \$85,000 2

\$85,001 - \$90,000 0

\$90,001 - \$95,000 1


\$95,001 - \$100,000 0

Over \$100,000 3

Pending Batch Submit [Analyst Review](#) by Unassigned Status

Analyst unassigned@simpligov.com

Completed Stages:

Institution Info:  11/29/2023 10:56:24 AM - Juli Tarca

Pending Batch Submit:  11/29/2023 11:00:19 AM - Unassigned Status

[0 Comments](#) [0 Emails](#)

Comments

Comments(0)

To link emails to this workflow - send or CC them to this workflow using the following workflow specific address: wf-3cf8cf0d2c9a4073b8b22c94f906168d.preprod@simpligov.com. All emails sent into the workflow will display in the list below.

View History Report

Audit Trail

Show detailed result

Institution Info **Ready To Send** by Juli Tarca

1. Report Year	2022
2. Institution Code	83979039
3. Institution Name (auto-populated)	Bloom Institute of Technology
4. Name of Program	Web3 Development
5. Program Level? Indicate the academic level of the program you are entering, (e.g., Doctorate, Masters, Bachelor, Associate, Diploma/Certificate, Other). If you indicate 'Other', please enter the Program Level in #5a.	Diploma/Certificate
7. Select all Standard Occupational Classification (SOC) Codes that apply to this program. Select all applicable codes from the dropdown list. (Optional)	15-1251 - Computer Programmers
8. Number of Degrees, Diplomas or Certificates Awarded	0
9. Total Charges for this Program	\$5,500.00
10. The percentage of enrolled students in the reporting year receiving federal student loans to pay for this program	0
11. The percentage of graduates in the reporting year who took out federal student loans to pay for this program	0
12. Number of Students Who Began the Program	3
13. Number of Students Available for Graduation	3
14. Number of On-time	0

Graduates

15. Completion Rate	0
16. 150% Graduates?	0
17. 150% Completion Rate	0
18. Is the above data taken from the Integrated Postsecondary Education Data System (IPEDS) of the United States Department of Education?	No
19. Graduates Available for Employment	0
20. Graduates Employed in the Field	0
22a. 20 to 29 hours per week	0
22b. at least 30 hours per week	0
23a. In a single position in the field of study	0
23b. In concurrent aggregated positions in the field of study (2 or more positions at the same time)	0
23c. Freelance/self-employed	0
23d. By the institution or an employer owned by the institution, or an employer who shares ownership with the institution	0
24. Does this "Program" lead to a certificate or degree related to one or more of the following allied health professionals that requires clinical training?	No
26. Does this educational program lead to an occupation that requires State licensing?	No
43. Graduates Available for Employment	0
44. Graduates Employed	0


in the Field

\$0 - \$5,000	0
\$5,001 - \$10,000	0
\$10,001 - \$15,000	0
\$15,001 - \$20,000	0
\$20,001 - \$25,000	0
\$25,001 - \$30,000	0
\$30,001 - \$35,000	0
\$35,001 - \$40,000	0
\$40,001 - \$45,000	0
\$45,001 - \$50,000	0
\$50,001 - \$55,000	0
\$55,001 - \$60,000	0
\$60,001 - \$65,000	0
\$65,001 - \$70,000	0
\$70,001 - \$75,000	0
\$75,001 - \$80,000	0
\$80,001 - \$85,000	0
\$85,001 - \$90,000	0
\$90,001 - \$95,000	0
\$95,001 - \$100,000	0
Over \$100,000	0

Pending Batch Submit **Analyst Review** by Unassigned Status

Analyst unassigned@simpligov.com

Completed Stages:

Institution Info:  11/29/2023 10:53:57 AM - Juli Tarca

Pending Batch Submit:  11/29/2023 11:00:19 AM - Unassigned Status

[0 Comments](#) [0 Emails](#)

Comments

Comments(0)

To link emails to this workflow - send or CC them to this workflow using the following workflow specific address: wf-9e8ea4339d2b433da8dd418e1554fcac.preprod@simpligov.com . All emails sent into the workflow will display in the list below.

View History Report

Audit Trail

Show detailed result

Institution Info **Ready To Send** by Juli Tarca

1. Report Year	2022
2. Institution Code	83979039
3. Institution Name (auto-populated)	Bloom Institute of Technology
4. Name of Program	Enterprise Backend Development
5. Program Level? Indicate the academic level of the program you are entering, (e.g., Doctorate, Masters, Bachelor, Associate, Diploma/Certificate, Other). If you indicate 'Other', please enter the Program Level in #5a.	Diploma/Certificate
6. Select the Classification of Instructional Programs (CIP) Code that applies to this educational program. Select from the dropdown list the code that most accurately corresponds to the educational program. (Optional)	11.0201 - Computer Programming/Programmer, General.
7. Select all Standard Occupational Classification (SOC) Codes that apply to this program. Select all applicable codes from the dropdown list. (Optional)	15-1251 - Computer Programmers
8. Number of Degrees, Diplomas or Certificates Awarded	8
9. Total Charges for this Program	\$21,950.00
10. The percentage of enrolled students in the reporting year receiving federal student loans to pay for this program	0
11. The percentage of graduates in the reporting	0

year who took out federal student loans to pay for this program

12. Number of Students Who Began the Program	14
13. Number of Students Available for Graduation	14
14. Number of On-time Graduates	0
15. Completion Rate	0
16. 150% Graduates?	8
17. 150% Completion Rate	57.14286
18. Is the above data taken from the Integrated Postsecondary Education Data System (IPEDS) of the United States Department of Education?	No
19. Graduates Available for Employment	8
20. Graduates Employed in the Field	8
21. Placement Rate	100
22a. 20 to 29 hours per week	0
22b. at least 30 hours per week	8
23a. In a single position in the field of study	8
23b. In concurrent aggregated positions in the field of study (2 or more positions at the same time)	0
23c. Freelance/self-employed	0
23d. By the institution or an employer owned by the institution, or an employer who shares ownership with the institution	0
24. Does this "Program" lead to a certificate or degree related to one or more of the following allied health professionals	No

that requires clinical training?

26. Does this educational program lead to an occupation that requires State licensing? No

43. Graduates Available for Employment 8

44. Graduates Employed in the Field 8

\$0 - \$5,000 0

\$5,001 - \$10,000 0

\$10,001 - \$15,000 0

\$15,001 - \$20,000 0

\$20,001 - \$25,000 0

\$25,001 - \$30,000 0

\$30,001 - \$35,000 0

\$35,001 - \$40,000 0

\$40,001 - \$45,000 0

\$45,001 - \$50,000 0

\$50,001 - \$55,000 1

\$55,001 - \$60,000 0

\$60,001 - \$65,000 0

\$65,001 - \$70,000 0

\$70,001 - \$75,000 0

\$75,001 - \$80,000 0

\$80,001 - \$85,000 0

\$85,001 - \$90,000 0

\$90,001 - \$95,000 1


\$95,001 - \$100,000 0

Over \$100,000 6

Pending Batch Submit [Analyst Review](#) by Unassigned Status

Analyst unassigned@simpligov.com

Completed Stages:

Institution Info:  11/29/2023 10:54:40 AM - Juli Tarca

Pending Batch Submit:  11/29/2023 11:00:19 AM - Unassigned Status

[0 Comments](#) [0 Emails](#)

Comments

Comments(0)

To link emails to this workflow - send or CC them to this workflow using the following workflow specific address: wf-204a93f5a1ab4fea8c68514947790f70.preprod@simpligov.com . All emails sent into the workflow will display in the list below.

View History Report

Audit Trail

Show detailed result

Institution Info **Ready To Send** by Juli Tarca

1. Report Year	2022
2. Institution Code	83979039
3. Institution Name (auto-populated)	Bloom Institute of Technology
4. Name of Program	Full Stack Web Development - Part Time
5. Program Level? Indicate the academic level of the program you are entering, (e.g., Doctorate, Masters, Bachelor, Associate, Diploma/Certificate, Other). If you indicate 'Other', please enter the Program Level in #5a.	Diploma/Certificate
6. Select the Classification of Instructional Programs (CIP) Code that applies to this educational program. Select from the dropdown list the code that most accurately corresponds to the educational program. (Optional)	11.1004 - Web/Multimedia Management and Webmaster.
7. Select all Standard Occupational Classification (SOC) Codes that apply to this program. Select all applicable codes from the dropdown list. (Optional)	15-1254 - Web Developers
8. Number of Degrees, Diplomas or Certificates Awarded	9
9. Total Charges for this Program	\$30,000.00
10. The percentage of enrolled students in the reporting year receiving federal student loans to pay for this program	0
11. The percentage of graduates in the reporting	0

year who took out federal student loans to pay for this program

12. Number of Students Who Began the Program	14
13. Number of Students Available for Graduation	14
14. Number of On-time Graduates	0
15. Completion Rate	0
16. 150% Graduates?	4
17. 150% Completion Rate	28.57143
18. Is the above data taken from the Integrated Postsecondary Education Data System (IPEDS) of the United States Department of Education?	No
19. Graduates Available for Employment	9
20. Graduates Employed in the Field	4
21. Placement Rate	44.44444
22a. 20 to 29 hours per week	0
22b. at least 30 hours per week	4
23a. In a single position in the field of study	4
23b. In concurrent aggregated positions in the field of study (2 or more positions at the same time)	0
23c. Freelance/self-employed	0
23d. By the institution or an employer owned by the institution, or an employer who shares ownership with the institution	0
24. Does this "Program" lead to a certificate or degree related to one or more of the following allied health professionals	No

that requires clinical training?

26. Does this educational program lead to an occupation that requires State licensing? No

43. Graduates Available for Employment 9

44. Graduates Employed in the Field 4

\$0 - \$5,000 0

\$5,001 - \$10,000 0

\$10,001 - \$15,000 0

\$15,001 - \$20,000 0

\$20,001 - \$25,000 0

\$25,001 - \$30,000 0

\$30,001 - \$35,000 0

\$35,001 - \$40,000 0

\$40,001 - \$45,000 0

\$45,001 - \$50,000 0

\$50,001 - \$55,000 0

\$55,001 - \$60,000 0

\$60,001 - \$65,000 0

\$65,001 - \$70,000 0

\$70,001 - \$75,000 0

\$75,001 - \$80,000 2

\$80,001 - \$85,000 0

\$85,001 - \$90,000 0

\$90,001 - \$95,000 0


\$95,001 - \$100,000 0

Over \$100,000 2

Pending Batch Submit [Analyst Review](#) by Unassigned Status

Analyst unassigned@simpligov.com

Completed Stages:

Institution Info:  11/29/2023 10:55:24 AM - Juli Tarca

Pending Batch Submit:  11/29/2023 11:00:19 AM - Unassigned Status

[0 Comments](#) [0 Emails](#)

Comments

Comments(0)

To link emails to this workflow - send or CC them to this workflow using the following workflow specific address: wf-672ebaf34fb04888bda7592e7f08fe93.preprod@simpligov.com. All emails sent into the workflow will display in the list below.